

AFFILIATE MARKETING

SUCCESS



*Killer Strategies To
Start Your Affiliate
Marketing Journey*

A STEP-BY-STEP GUIDE

RONALD KANG

Copyright Notice

All rights reserved. No part of this publication may be reproduced or transmitted in any form or by any means, electronic or mechanical unless as used in the paragraph below. Any unauthorized use, sharing, reproduction, or distribution is strictly prohibited.

Affiliate Marketing Success: Step-by-Step Guide is a free eBook. You now have full giveaway rights to this report. You may give away or include this as a bonus to any product and membership site. However you may not change any part of the report whatsoever.

Legal Notice

This eBook is for informational purposes only. While every attempt has been made to verify the information provided in this eBook, neither the authors nor the distributors assume any responsibility for errors or omissions. The information presented herein represents the views of the author as of the date of publication. Because of the rate which conditions change, the author reserves the rights to alter and update his opinions based on the new conditions.

This eBook has been distributed with the understanding that we are not engaged in rendering technical, legal, accounting or other professional advice. We do not give any kind of guarantee about the accuracy of information provided. We do not give any guarantee to the quality of the product advertised here. All Trademarks, images and logos given in this eBook are copyrighted by their respective owners.

BEFORE YOU START...

Greetings Fellow Marketers,

My name is Ronald Kang, I'm a young entrepreneur who run an online business. In this free report, I will share to you many important steps and valuable resources to start kicking your online business to gain profits in days.

Some of you may have know, to start your online business and gain online revenue in days, the best method is doing affiliate marketing business.

Affiliate business is referring prospect to the merchant, and if they buy something, you will get commission up to 75%.

- No product to be created
- No customer support needed
- No inventory needed
- No need to build a great quality designed website
- No need to write a high convincing sales letter

If you just started your online affiliate business, you may think that this business is a magic pill that will change most of you to become a millionaire in a short time just like many successful internet marketers like John Reese, Yanik Silver, Ewen Chia, Mike Filsaime, and so on.

It is NOT that Easy!

If you think like that, erase that thought in your mind and get real.

The fact is 99% failed to start their online business

(Keep that in your mind and say it repeatedly for 5 times...)

Just to make sure that it gets you motivated (I hope you're not giving up so early hearing this)

Why?

Because they think that after they buy their domain, hosting, set up a business website, join affiliate program and start promoting their website, the money will come in autopilot.

If it really that easy, there will be no 'guru's out there.

Let's summarizing what most people have done to start their online business.

- Buy a domain
- Buy a hosting
- Create a website
- Join affiliate program
- Start getting traffic

Easy huh?

And why they failed? These are some reasons...

- People can't remember the domain name, because it's hard to remember and not related to the topic
- People wait too long to open the site due to the delay on the hosting server
- People looking for a close button after they visit the website because they don't know what to do there
- The merchant website looks not professional and unreliable
- Nobody comes to their website

That's it. Those are the reasons why most people failed doing their online business.

In this report, you will find many ways to avoid those mistakes and many resources that I have used to gain profits on the internet **FAST**.

I hope this report can inspire your online business mindset.

All the best!

Ronald Kang

STEP I

CHOOSE YOUR MARKET CAREFULLY

It's easy to start your business fast and have your website running in less than 1 day. But, I'm not recommending it to you.

First, start your business by choosing your niche carefully. Niche is a market that has specific interest about something. For example, there are some niches like fishing, dancing, baby parenting, meditation, and so on.

Which one is the most profitable?

The most profitable niche is ... there is no "the most profitable".

Every niche is profitable, if people can make money from it, so can you.

I like that motto the most.

But, the problem is

Competitors

Yup, competitor is one thing you need to consider while choosing your niche carefully. Actually, it is the MOST important thing to consider.

Find a niche that has a lot demand is easy. But find a niche that has fewer competitors is tricky.

Do analyze carefully your target market, before you start doing anything with it, before you build your website, before you buy your domain, and even before you think about your website's name.

If you get into a niche that has high demand, and not many competitors sell something for them, it is really a treasure for you.

Imagine that more than 1000 people are searching for a product that no merchant give them any option to choose. They only option is only to buy from you! That what's called monopolize. It is a dream of every marketer.

What niche is the most competitive?

No need to think ...

It is the **'money-making'** niche!

Money making niche is the **MUST-AVOIDED niche** for every internet marketer newbie!

It has more than 42,500,000 competitors if you look at Google.

I don't understand why so many people choose this niche. They think there are thousands of people looking for internet marketing product. But they didn't realize there are thousands of competitors promoting the same product.

There are hundreds of better niche, diet, soccer, racing, gardening, body building, public speaking, positive attitude, learn Photoshop, and so on.

How to find a good niche? How do I do it?

This will be an interesting part

This is a free step-by-step tutorial to find a profitable niche that has a high demand!

Let's get started.

1. Go to this website:

freekeywords.wordtracker.com/gtrends

Freekeywords.wordtracker.com is a great free tool to search for keywords. Last year, people still use Overture, but it's already outdated now.

Using paid membership will get extra benefits for you. If you decided to buy the membership, here's my affiliate link to join the free trial of wordtracker paid membership:

[Free Trial Wordtracker](#)

2. Write your desired keyword in the text field.

For example: "fishing"


Wordtracker Keywords



[10 reasons why a paid-for subscription is better than free](#)

fishing

46,297 searches (top 100 only)		
Searches	Keyword	G
10197	fishing games	
5231	fishing	
4089	play fishing games	

If you already use freekeywords tool, you will realize that there are a little bit difference on the search result. Using Gtrends, you will see a picture like a chart on the right side. 

3. Click on it and see the analysis:

fishing games



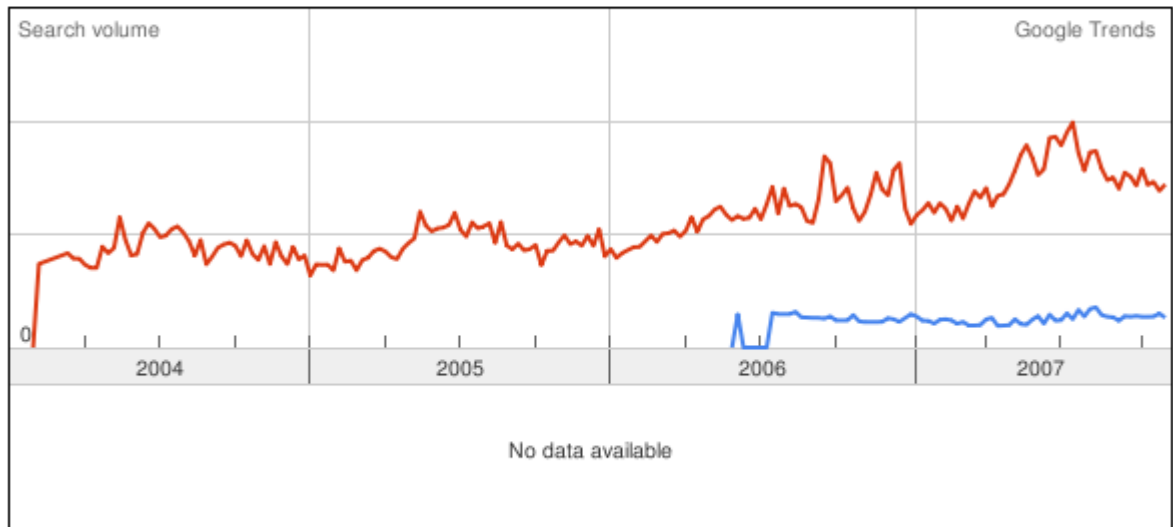
GOOGLE COMPETITION

359,000
(< 30,000
recommended)



ACTUAL VISITORS FROM #1 IN
GOOGLE/DAY

~2,083
(> 100
recommended)



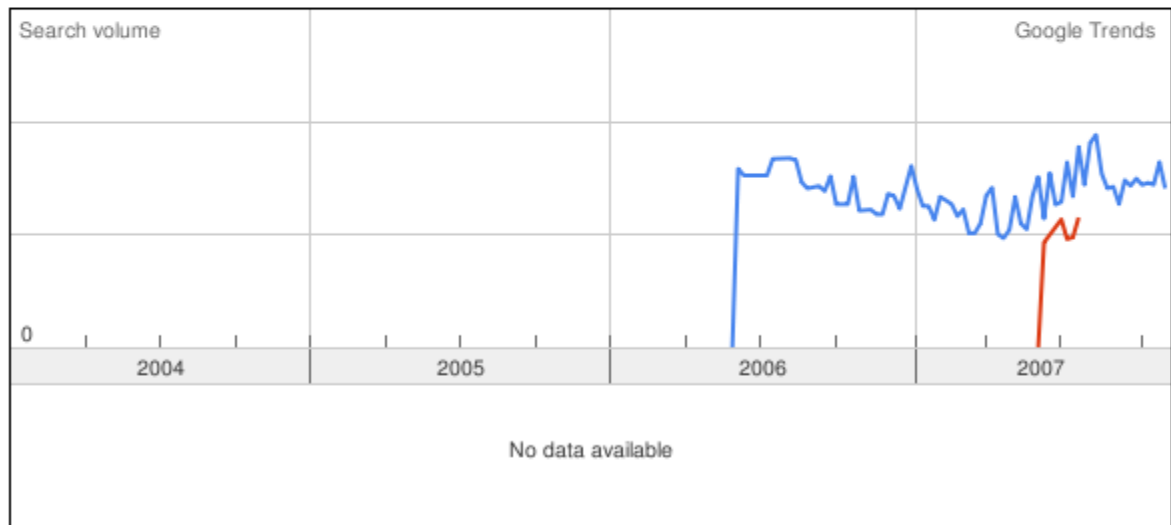
It will show you the number of pages in Google related with that keywords. For “fishing games”, there are 359,000 competitors with 2,083 searchers every day.

Yes, that’s huge, but also huge of competitors too. Stay away from this market.

“Hey, it’s hard to find a good profitable market!”

Yes, it’s hard. Let me show you one market that I found just when I write this e-book

florida fishing license



This is great! A lot of people looking for it and it have small competition. Those who have a business in fishing niche should start to make something to sell now.

How to find it? Well, just be patient to look one by one and find the best market.

Did I do that? Honestly... No

I'm using great software from Benjamin Maker, here's the link

[GTrends Made Easy](#)

Magic Tips: How to Find Ideas

If you don't have any idea about what niche you should take, then write these keywords on freekeywords.wordtracker.com/gtrends :

- "tips"

- “buy”
- “secrets”
- “tutorial”
- “how to”
- And so on ...

This is the result

them

Wordtracker Keywords








Keyword: tips

Adult Filter: Remove offensive [dropdown] [Hit Me]

[10 reasons why a paid-for subscription is better than free](#)

tips

40,806 searches (top 100 only)		
Searches	Keyword	G
2583	sedu beauty tips	
1726	photography tips	
1530	masturbation tips	
1377	golf tips	
1238	kissing tips	

Isn't that fantastic? You know what people are looking the most in the internet! You have found thousands of people who hunger for anything you sell to solve their problem!

Now you know that people are looking for golf tips. Try to get deeper into golf niche, and find more specific niche, related to golf. Find a high demand and low competitors in golf market.

Looking for good market is not an easy process. Find a market that related to your interest too. If you can find a good market, then your way to have a successful online business is clear and fast. You can try every traffic building strategy and follow up method and it will work easily.

The most important part is finding the right market.

VERY RECOMMENDED RESOURCE

** MICRO NICHE FINDER **

[>> Click here to get Micro Niche Finder <<](#)

This tool does everything I have taught you before. The difference is it's a program. So you won't need to do anything manually like I did before. These are some extra features using this tool:

- Locate the MOST Profitable Affiliate Programs for Your Niche Market Keyword Phrases with the Built in Targeted Affiliate Product Search Tools.
- **Search Manager Allows You Quick and Easy Access To All Your Past Keyword Searches.**
- Conveniently Saves and Organizes All Your Keyword Searches and Results.
- **Locates Keywords for Markets Even When You Don't Even Know the Market Exists! (*The ultimate automated brainstorming tool.*)**
- Recent searches stored in convenient dropdown box for easy retrieval from any screen.
- **Extremely fast keyword retrieval (*average retrieval time for 240+ keywords is 2.6 seconds*)**
- Use the Narrow Dig feature to zoom in on a keyword phrase and find related keywords that have even better profit potential.
- **Built-in Competitive Analysis gives You a Breakdown of the Number of Competing Websites Using Search Engine Optimization Techniques for a Particular Keyword Phrase.**
- And so on... Just read the features on the website page at

<http://www.magicofwealth.com/nichefinder>

STEP 2

FIND PROFITABLE AFFILIATE PROGRAMS

You have passed the first and the most important step, finding the right market. If you did it well, it will be easy for the rest of the steps.

Now, you need to find an affiliate program that selling the product that have related niche with yours.

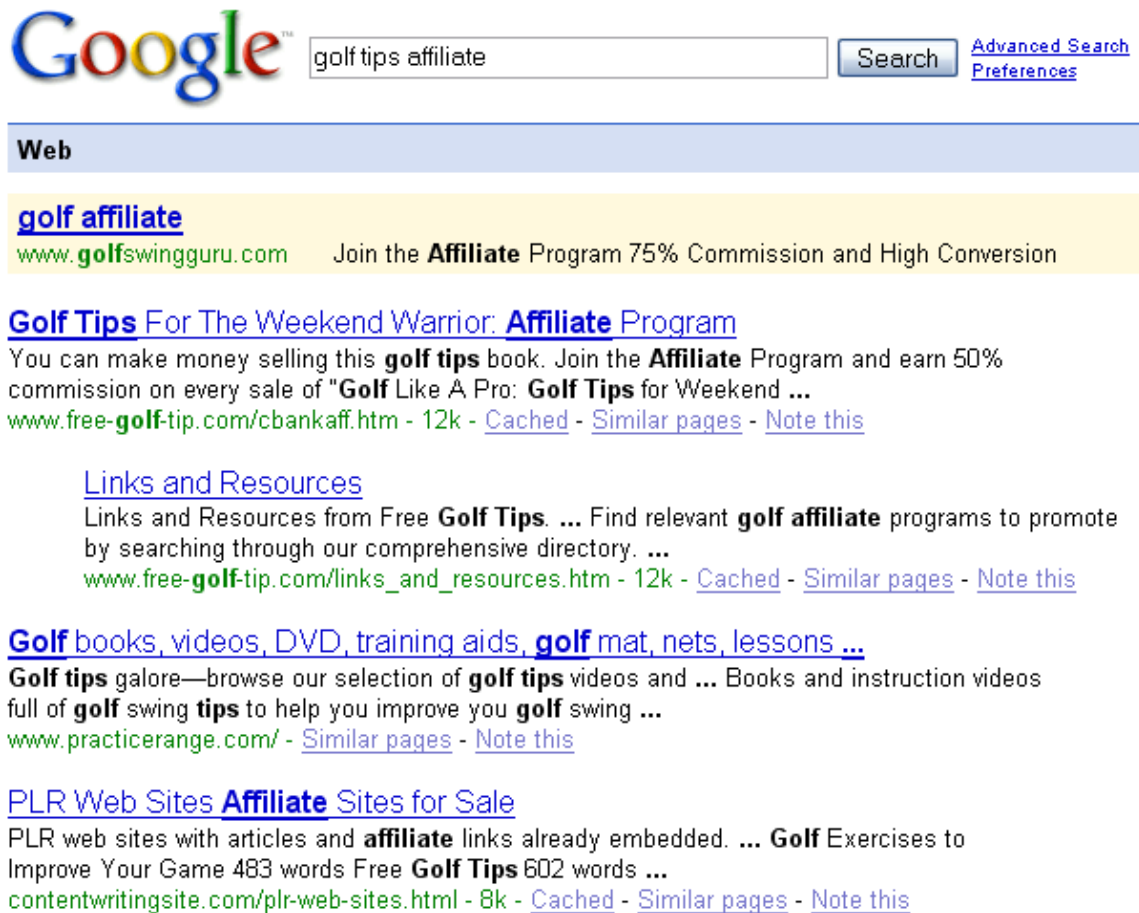
Say these repeatedly in your minds; these are some important part you need to consider while choosing affiliate programs

- **Find a bestselling product!**
It will be a lot easier to sell a product that has already famous on the market.
- **Make sure sales are made from their affiliates every day!**
Try to find a forum or community to search for people who also promoting the program. See their opinions and reviews about this product.
- **Make sure you can receive the payment!**
If your country doesn't accepted by Paypal, don't promote a product that will pay you by Paypal.
- **Don't waste your money to register as an affiliate!**
There are plenty of affiliate programs that allow you to become their affiliate for free. If you just started your online business, it's better to try everything while it's free.
- **Join an affiliate programs that give you more than 50% commission!**
Many affiliate programs give their affiliates up to 75%. Don't waste your time to promote products that only give you 4% commission unless you get hundreds of dollars if someone buys it. Make sure your profit is bigger that your advertising cost.

There are 2 ways to find affiliate programs related with your niche. You should do many researches with many affiliate programs using these methods:

1. Go to Google and type “your niche” followed by “affiliate”

For example:



The screenshot shows a Google search interface with the search term "golf tips affiliate" entered in the search box. The search results are displayed under the heading "Web". The first result is from www.golfswingguru.com with the title "golf affiliate" and a snippet: "Join the **Affiliate** Program 75% Commission and High Conversion". The second result is from www.free-golf-tip.com/cbankaff.htm with the title "Golf Tips For The Weekend Warrior: **Affiliate** Program" and a snippet: "You can make money selling this **golf tips** book. Join the **Affiliate** Program and earn 50% commission on every sale of "Golf Like A Pro: **Golf Tips** for Weekend ...". The third result is from www.free-golf-tip.com/links_and_resources.htm with the title "Links and Resources" and a snippet: "Links and Resources from Free **Golf Tips**. ... Find relevant **golf affiliate** programs to promote by searching through our comprehensive directory. ...". The fourth result is from www.practicerrange.com/ with the title "Golf books, videos, DVD, training aids, **golf** mat, nets, lessons ..." and a snippet: "Golf tips galore—browse our selection of **golf tips** videos and ... Books and instruction videos full of **golf** swing **tips** to help you improve you **golf** swing ...". The fifth result is from contentwritingsite.com/plr-web-sites.html with the title "PLR Web Sites **Affiliate** Sites for Sale" and a snippet: "PLR web sites with articles and **affiliate** links already embedded. ... **Golf** Exercises to Improve Your Game 483 words Free **Golf Tips** 602 words ...".

You can see there are many golf tips website that have affiliate programs. Analyze them with some minimum requirements like I explain before.

2. Go To Affiliate Programs Directory

There are portals for affiliate programs. A place where many merchants put their website, so people will see their offer and join their affiliate program.

Analyze and compare each program to choose the best affiliate program that fit your needs.

Write your analysis on a spreadsheet and compare each of them to find the best product to be promoted.

These are the best affiliate directories that I recommend:

1. Clickbank



Home | Sign Up | Marketplace | My Account | Search... Go

CLICKBANK® Sell Products Promote Products Buy Products About Us Customer Service

**AFFILIATE POWERED
E-COMMERCE, WORLDWIDE!**

Welcome to ClickBank, the Internet's leading retailer of digital products.

ClickBank is the Internet's largest digital marketplace, where thousands of the web's most popular products are sold every day. Whether you're looking to buy, sell, or promote digital products, ClickBank is for you.

Sell Your Digital Products Today!
Leverage over 100,000 ClickBank affiliates to find customers for your digital products and multiply your profits. Account setup is simple & fast. Find out why over 10,000 publishers already trust ClickBank.
[Click Here](#) [More Details...](#)

Promote Products & Earn Commission Today!
Setup is free, fast and you'll have instant access to over 10,000 products with commissions as high as 75%. You'll appreciate our fast & accurate tracking system and dependable payment services. We've never missed a scheduled payment!
[Click Here](#) [More Details...](#)

Dedicated Customer Service!
ClickBank has established an experienced support team dedicated to your success. Our customer service representatives are available to quickly and effectively resolve your account

Clickbank is the biggest affiliate directory in the internet marketing world. They have their own affiliate system, and they have their own payment processor.

Registering with Clickbank is very easy. It's free, and fast. After you become their member, it's very easy to join an affiliate program and they give the statistic of the affiliate programs very detailed, so we can compare merchants popularity.

The problem is Clickbank doesn't accept some countries to become their member. If your country included in their black list, you might use another option.

[>> To sign up with Clickbank click here <<](#)

[http://www.MagicOfWealth.com/clickbank <<](http://www.MagicOfWealth.com/clickbank)

2. PayDotCom



PayDotCom has the same service with Clickbank. It is an affiliate directory founded by famous internet marketer, Mike Filsaime.

The difference is it doesn't have a payment processor service included in their membership. It's using Paypal as their payment processor. It's free; but you will need to have a Paypal account before register with them.

The benefit of PayDotCom is it accepts almost all countries in the world. So, for those who doesn't get accepted to register in Clickbank, PayDotCom could become your another option.

[>> To sign up with PayDotCom click here <<](#)
[http://www.MagicOfWealth.com/paydotcom <<](http://www.MagicOfWealth.com/paydotcom)

3. ShareASale

SHAREASALE
Managed Performance Marketing Solutions

Contact Us
International
Help and FAQs
Terms of Use
Corporate

GENERATION 3

MERCHANTS
Learn more
Merchant Sign Up!
How does it all work?
Pricing
Merchant Login

AFFILIATES
Learn more
Affiliates Sign Up!
Take a look at our Merchant Offers
Affiliate Login

GENERAL INFO
Help with this site
Contact Us

Merchants
[[increase your sales - develop a trusted sales force]]

Performance Marketing is one of the most powerful and effective customer acquisition tools available to an online merchant. You decide the commission structure to pay - and only pay when results come in. With a program managed by Shareasale.com, you enable our network of highly motivated sales experts to promote your products to all of their visitors - through websites, email newsletters, and loyal customer bases. You can choose to setup your program to pay on a percentage of a sale (pay-per-sale), a pay-per-lead basis (PPL or CPA), or a pay-per-click.

Affiliates
[[real time reporting - and on time payments]]

There are currently over **2,000 Merchants** [[[click to preview](#)]] plugged in to the Shareasale.com network. Each of these merchants has a different type of product that they are selling - and each is ready to give you a commission on that sale if you bring a customer to them. The idea and the implementation are simple. You decide which

we deliver more shoppers with the pre-sell already done.

join the ev... list of non... Yahoo! Messenger with Voice

ShareASale is one of the biggest affiliate directory used by many famous internet marketer. It contains thousands of affiliate programs with so many options. You can found pay per sale programs, pay per lead, and pay per click programs there.

It accepts all countries and the payment can be sent by check.

Become their member is free, but you will need to have your website reviewed by them. After that, you can join as many affiliate programs as you want.

[>> To sign up with ShareASale click here <<](#)

<http://www.MagicOfWealth.com/shareasale> <<

There are still many affiliate directories you can find in the internet, those 3 are the biggest and the most famous affiliate directory in the internet.

Choosing affiliate programs is a crucial part. As an affiliate marketer, your job is to send your prospects to the merchant page. If you choose a bad affiliate program, they might not buy anything or they might unsubscribe from your list. That's the worst case.

These are some tips to analyze your chosen affiliate programs:

- Go to Alexa.com and try to see their **traffic ranking**. The higher, the better. If many people accessed it regularly, it means the product is **getting high traffic every day**.
- Install Google Toolbar in your browser and see their **page rank** by entering the merchant's site. **The higher the page rank, the better**. Page Rank determines the quality of the website. If many good website have a link to the sales page, then it will have good page rank too. Higher than 4 is better. But, **having a low page rank doesn't mean it is a bad product also**.
- Try to find forums or community that talking about the product. If you find **many people are reviewing it and many people used it**, then it is a good product.
- Search for **a blog that reviewing this product**, find any information about what people think about this product.
- See the **product's testimonials** from the sales page. If many people satisfied and you might know some of them or they leave their contact address, you can **try to contact them** and ask them about the product.
- If the merchant doesn't provide complete information about **their name, how to contact them, their address**, etc. Don't promote it. It might be a fraud.
- Check the sales page, does they provide **money back guarantee, or support team** for the product? It's better to promote a product that has those features. You should protect your prospects from getting bad quality products.
- Feel free to **contact the merchant** to ask anything you want to know.

- The last tip is to **buy the product**. If you have tested the product by yourself and **you feel satisfied**, you can be sure to promote the product to your list, because you have tested it. Give a good testimonial about the product and tell them why you recommended it.

The more information you can find about your competitors, the fastest your path to win the competition.

Magic Tips: Cloak Your Affiliate Link!

After you decide to promote an affiliate product, you must get an affiliate link. Affiliate link is a link you will give to your prospects.

If your prospects click on the link, they will redirect to the sales page, and if they buy the product, you will get commission.

If you forget to give them the affiliate link, you won't get any commission from them.

But ...

If you give them the affiliate link directly, some of them could cheat you. They know you're giving them an affiliate link, so they don't want to click it. Some of them will go directly to the merchant's page. Some of them will replace your affiliate ID with their affiliate ID.

They will steal your commission.

That's why we need to cloak our affiliate link. Follow these steps to cloak it:

1. Copy your affiliate link
2. Go to www.TinyURL.com
3. Paste your affiliate link in the text field
4. Press the button beside the text field
5. They will give you a new unique link. If people click on it, they will redirected to your affiliate link

For example:

Your affiliate link is: *www.MagicOfWealth.com/?aff=ronaldkang*

After you put it on TinyUrl, you'll get this link: *www.TinyUrl.com/p0ch*

When people click on *www.TinyUrl.com/p0ch*, they will go to *www.MagicOfWealth.com/?aff=ronaldkang*

Using this method, people won't know that you're giving them an affiliate link.

There's only one problem here. Until now, so many people already know about TinyUrl, so they who know might don't want to click your link.

The solution is changing *www.MagicOfWealth.com/?aff=ronaldkang* to your own website, for example: *www.YourDomainName.com/recommended*

Using this method, you will get more credibility and the link also looks better.

To create a URL like that, I'm using very useful software, **Affiliate Cloner**. You can get it here:

[>> Click here to get Affiliate Cloner <<](#)
[http://www.MagicOfWealth.com/affiliatecloner <<](http://www.MagicOfWealth.com/affiliatecloner)

VERY RECOMMENDED RESOURCE

** AFFILIATE ELITE **

[>> Click here to get Affiliate Elite <<](#)

This brand new software will let you know the best product to promote and gain access to the entire Clickbank and PayDotCom marketplaces with complete stats... You can see your competitors advertising campaigns, grab all their keywords, and let them do the hard work for you. These are some benefits using this magic tool:

- **Know everything** about any competitor with a complete list of their **affiliates**, their **Adwords ads**, their **affiliate's ads**, their **most profitable keyword lists**, any **organic keyword listings** they have, and much more!
- Find **hot selling products** to promote on the fly, easily sort and filter through all the statistics to know **what's hot and what's not**, know the facts and avoid costly affiliate marketing blunders.
- Uncover your **competitor's PPC keywords**, find their Adwords ads and copy your own ads.
- Instantly **see your competitor's landing pages** and optimize or copy them! Reveal **how many affiliates** are advertising **that keyword and/or become their affiliate too**.
- Empower yourself with **a list of the top Clickbank and PayDotCom affiliates**, discover their **promotion strategies** for the top products and copy their every move! Get their **personal contact information** and tell them about your product.
- Eliminate research expenses by analyzing everyone you can and then **reverse engineering** their promotion strategies
- Reveal **ALL** of your competitors, even **outside** Clickbank and PayDotCom.

Affiliate Elite will undoubtedly become the **#1 choice of every affiliate marketer** in existence.

[>> http://www.MagicOfWealth.com/affiliateelite <<](http://www.MagicOfWealth.com/affiliateelite)

STEP 3

BUILD YOUR STORE FOUNDATION

You need to be careful in this part. It's very crucial to build your website foundation well because it will be hard to change your domain address and hosting after you buy it.

This step will cover 3 parts:

1. Choose your domain name
2. Buy your hosting service
3. Choose your autoresponder service

I will tell you some services that I recommend, but you can choose another service if you want. I'm just telling you what I've experienced using these services.

PART 1 DOMAIN NAME SERVICE

For domain name service, I personally use NameCheap, Yahoo and GoDaddy. You can see their prices by opening their website.

Until now, there is no problem using their services. NameCheap has very easy domain management settings.

GoDaddy has too many advertisements, but its okay if you don't care about that. Just be careful, sometimes they give expensive default choice. For example, when they ask you how long you want to register the domain, they will give the default choice for 2 years.

Using Yahoo, it will be easy to manage the domain setting. But it's quite expensive if you register your domain name at Yahoo, unless you're using a coupon.

Magic Tips:

- **Go To DNCoupon.com and find many coupons to get cheaper domain name in many domain services.**
- **Yahoo offers \$1.99 domain name for new customer, you can find the link to this offer [here](#)**

You can register your domain name here:

1. [GoDaddy](#)
2. [Yahoo](#)
3. [NameCheap](#)
4. [DomainSite](#)
5. [Name](#)
6. [And many more...](#)

Choose carefully your domain name service. These are some requirements to choose your domain name service.

- They must allow you to set your nameservers.
- They must put your name on [who.is](#), so you can be sure that you're the owner of the domain.
- You have total control over your domain.
- ICANN accredited is better

PART 2 WEB HOSTING SERVICE

Choosing web hosting service is crucial. It's quite expensive so make your decision carefully.

My first hosting account is in GoDaddy because it has unlimited website capabilities (well, I know many hosting service also has this feature, but I know GoDaddy first from my friend). Until now, I have 10 domain names that pointed to my 1 account hosting in GoDaddy.

I prefer not to use Yahoo as my hosting service, because they have so many rules and we don't have total control for our space. For example, they don't accept a folder with dash character ('-'). So I can't install some programs that use that character there.

These are some hosting services that I found:

1. [GoDaddy](#)
2. [HostGator](#)

VERY RECOMMENDED RESOURCES

These services have very cheap hosting services with **FREE DOMAIN NAME FOR LIFE**. They have good quality customer support and they have been known as professional web hosting services with many satisfied users.

HostDepartment and LunarPages have this offer and you may want to check their websites.



[>> Click Here To Go To HostDepartment Hosting Program <<](#)
[>> http://www.MagicOfWealth.com/hostdepartment <<](http://www.MagicOfWealth.com/hostdepartment)



[>> Click Here To Go To LunarPages Hosting Program <<](#)
[>> http://www.magicofwealth.com/lunarpages <<](http://www.magicofwealth.com/lunarpages)

Make sure your choices have these requirements:

- Guaranteed Uptime 24 hours every day
- Support PHP, MySQL
- Has feature to install many software easily
- Quick responsive customer support
- Give you total control over your hosting, like DNS settings, etc.
- Have add-on domains feature

PART 3

CHOOSE YOUR AUTORESPONDER SERVICES

I don't know much about many autoresponder services. These are the

Best autoresponder services that I know:

1. [GetResponse](#)
2. [Aweber](#)

A lot of famous internet marketers use those two. GetResponse has been known as the best autoresponder service today.

You might find many other autoresponder. If you decide to use other service, make sure your autoresponder support these features:

- Have reliable email servers
- Have unlimited campaign to manage many websites
- Can send a broadcast email to your entire list
- Can send the test message
- Message go to inbox, not identified as bulk mail or spam message
- Responsive customer support
- Easy to manage follow up sequence
- Full activity reports

STEP 4

SET UP YOUR FOLLOW UP EMAIL

Do you want to know what the secret of every successful affiliate marketer is? It's not in the product. It's not in the website design. **Your relationship with the prospects is the key to success.**

People usually don't buy when they come to your website at the first time. The fact is online business just the same with offline business.

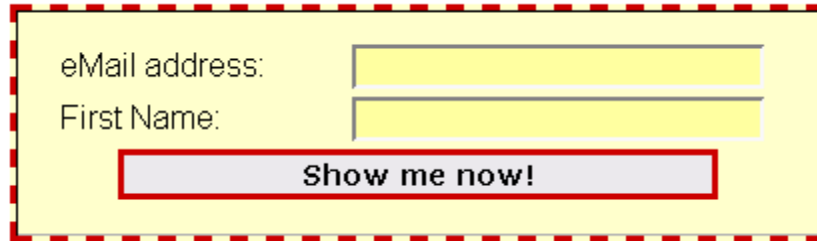
Imagine that you're working as a salesman. When you meet your prospect, what do you want from him? You want them to buy something, so you offer them a product. If they don't want to buy it, what would you do?

Your next objective is not to offer the product anymore. **Your next objective now is to get his contact information.** So you can keep contact him and build relationship with him. This way, after you have build credibility from him, you can offer him another product.

If you're a salesman, you will ask them to give you their business card. In online business as affiliate marketer, **you will ask them to give you their email address.** That's it.

After you get their email address, send them many tips and useful information regarding your business and remind them to go to your website. Sometimes you can recommend them to buy an affiliate product. If they buy anything, you'll get commission and you still can offer them another product later.

How to get their email? Place an opt-in form, so they can input their email. This is an example of opt-in form:



The image shows a simple opt-in form. It has a yellow background with a red dashed border. At the top left, it says 'eMail address:' followed by a white rectangular input field. Below that, it says 'First Name:' followed by another white rectangular input field. At the bottom center, there is a grey rectangular button with the text 'Show me now!' in black.

“How do I make it? I don’t understand any programming language like HTML or PHP! I don’t have time to learn programming now!”

Well, you don’t need to. Using autoresponder service like [GetResponse](#), you can generate the code to build an opt-in form like that.

After you get their email, it’s time to build a follow up messages. Using autoresponder, you can plan the schedule of emails being to be sent to subscribers. You can create emails to be sent on the 1st day, 3th day, 6th day, 12th day, and even 80th day.

Write a friendly message and give them much useful information. Make them feel really helped by you and show them your expertise on the subject.

The fact is, more than 80% sales are made from follow up email. Based on the statistic, **people usually buy the product at the 7th email.**

But, it’s important to build relationship with them through email. Don’t keep offering them a product to buy for every email you sent. If they feel your email is disturbing, they can unsubscribe from your list and you lose your prospect.

There are many types of email you can send to your list. I can categorize follow up email into 4 types:

1. Friendly email

In this email, you can talk about anything that doesn’t offering anything and might not be related to your niche. Just tell them your experience today or give them your opinions about something.

2. Offering email

Offer them something that useful for them. You can offer them your own product or you can offer them an affiliate product. Make sure you really know what you offer. Tell them the benefits to have this product.

3. Informative email

Give them useful information, any updates that might help them.

4. Gift email

Give them many bonuses. They will feel special as being part of your list. Make sure you give them a good quality bonus. Just search for anything like free give away report. Be careful not to give them copyrighted products.

5. Feedback email

Ask them something and try to find out what they want. By asking them to reply your email, they will feel needed. They will feel that you're treating them as a partner.

By rotating these emails regularly, they won't think of you as a salesman. They will believe you as an expert and have much useful information for them. After you build your credibility, you can offer them anything and they would buy from you.

STEP 5

CREATE YOUR WEBSITE

This is an interesting part. You can experiment with design and HTML. After you set your follow up email, the last thing to do is to create your website.

“I can’t create a website! I’m too old to do that! I can’t create a beautiful design!”

It’s easy. Really.

Remember, you’re an affiliate marketer, not the merchant. You don’t need to create a beautiful design and convince them to buy. What you need to do is writing. That’s all. No need to use picture, design, or any programming thing.

Go to www.MagicOfWealth.com and see it. See the landing page. I’m not using any pictures or beautiful design. Just a plain white page with text in the center.

The most important is what you write. You’re not convincing them to buy the product. Your only objective is to convince them to enter their email address.

These are some steps to create a high conversion landing page:

1. Create an **eye catching headline** and make them want to read the content.
2. Write **what are the benefits in bullet point** if they enter their email. What they will get after they subscribe to your list. Write it in bullet point so they know which the benefits are. If you write it using paragraph, the visitor might not want to read your page because it looks so full with text.
3. **Bold some important text** so the visitor knows which one is important to read. Some people never read the content if they feel

there's nothing interesting. Bold some text will make their eyes stop and read it while they scanning your page.

4. **Put your opt-in form in the center** and give them a **call to action** to enter their email. Make sure they see your opt-in form when they load your website.
5. **Write your privacy statement**, convince them that you won't sell their email address or send spam to them.

After they opting-in, you can send them to confirmation page, thank you page, or directly to affiliate page. It's all up to you. The most important is you have got their email address. Leave the job to convince them buy the product to the merchant.

Don't create a long page. Just get to the point and make the visitors curious. Offer them a free bonus will be better.

“Are you sure those steps are working?”

Ask yourself, you have subscribed to my list and get this report, right?

Magic Tips: Optimize Your Site Everyday

After you build you website, monitor the conversion every day. See how many people come to your site, and how many people subscribe to your list.

Try to change the headline, and see the difference. Change the content and see the difference. Change the color and see the different. Track every changes you made and keep optimize your site to get the highest conversion.

Recommended Resource

If you're making a website that has many contents, you might consider optimizing your SEO. SEO becomes important if you want your site to have higher position in search engine result. Try this software. **SEO ELITE**.

[>> Click here to get SEO Elite <<](http://www.MagicOfWealth.com/seoelite)
[>> http://www.MagicOfWealth.com/seoelite <<](http://www.MagicOfWealth.com/seoelite)

VERY RECOMMENDED RESOURCE

** GOOGLE WEBSITE OPTIMIZER **

[>> Click here to get Google Website Optimizer <<](#)

This tool is very powerful. Use [Google Website Optimizer](#) to try your split testing experiment for **FREE**.

Using Google Website Optimizer, you can choose 2 pages to be rotated. **Google will track the conversion for each page**. After 100 subscribers, you can see which page is better.

You can also rotate each content and headlines, and see the best combination for the highest conversion.

To use Google Website Optimizer, you need to have **Google Adwords** account first. Google Website Optimizer is a feature inside Google Adwords.

If you don't have Google Adwords Account, you can register it here. Click the image below:



[>> http://www.MagicOfWealth.com/weboptimizer <<](http://www.MagicOfWealth.com/weboptimizer)

STEP 6

GETTING HIGH TRAFFIC TO YOUR SITE

You have created your site and prepared the follow up email. The last thing to do is make people come to your site.

Building traffic is tough process. You must keep consistent to implement the methods. Sometimes only a few people come in a day, don't give up yet. Just keep doing it consistently.

There are hundreds of traffic generation methods. I will reveal as much as I can. Remember, you don't need to do every method. Doing so will make your traffic generation not optimal.

Just choose 1-2 method and do it consistently and aggressively.

The most important is getting targeted traffic. Thousands of traffic in a day is useless if it's not targeted. Don't pay a company that guarantees you to get high amount of traffic in a day it's not targeted traffic.

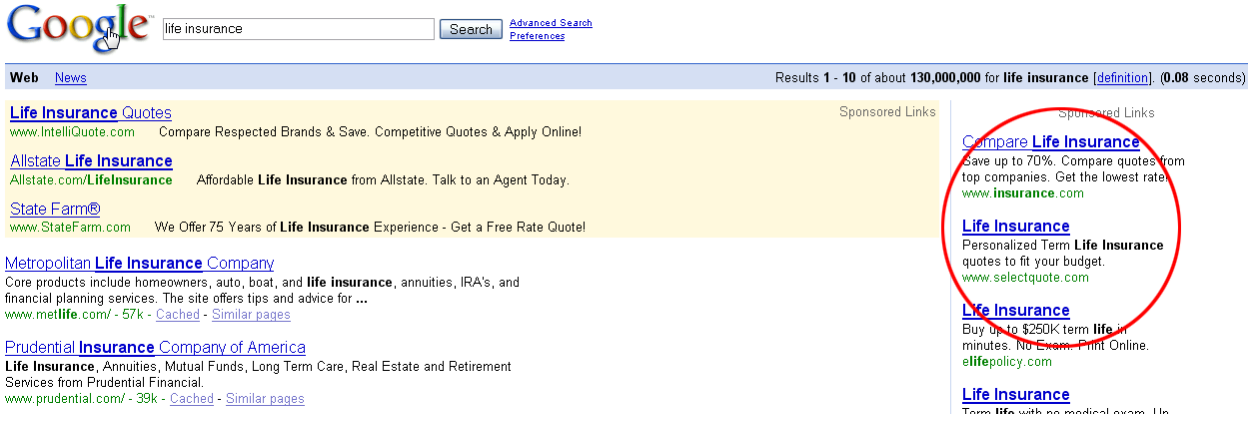
Doing this methods consistently will build your traffic slowly and targeted.

Are you ready to get traffic?

METHOD 1: PPC (Pay-Per-Click)

You can find many PPC advertising services, but I will tell you the best that I've found.

If you go to Google and type anything, for example: "*life insurance*". You will see many ads on the right side.



The screenshot shows a Google search for "life insurance". The search results page displays several sponsored links for life insurance quotes. A red circle highlights one of the ads: "Compare Life Insurance" with the subtext "Save up to 70%. Compare quotes from top companies. Get the lowest rate." and the URL "www.insurance.com". Other visible ads include "Life Insurance Quotes" from IntelliQuote.com, "Allstate Life Insurance", "State Farm", "Metropolitan Life Insurance Company", and "Prudential Insurance Company of America".

If someone clicks on the ad, the merchant who put his ad will pay to Google. That's why it's called pay per click.

To have ads like that, you must register at Google Adwords. Activation fee is \$5 and you will pay for each click on your ad.

Create short and powerful sentences that make people curious so they will click it. But make sure you write sentences that related to your topic, so you will get targeted traffic.

[>>> Click here to register Google Adwords <<](#)
[>>> www.MagicOfWealth.com/adwords <<](http://www.MagicOfWealth.com/adwords)

METHOD 2: BANNER ADS

Google Adwords can also be used for banner advertising.

[>>> Click here to register Google Adwords <<](#)
[>>> www.MagicOfWealth.com/adwords <<](http://www.MagicOfWealth.com/adwords)

METHOD 3: ARTICLE MARKETING

Go to www.ezinearticles.com and look at the articles. You'll find thousands of articles there. If you read one of them, you'll see on the bottom there is

the author biography and he's offering people to come to his website.

If people feel that this article is informative, they will want to find out more through the author's website.

How to get traffic from article? It's simply by creating an article. Create an informative articles and put write a good author box / resource box to make people come to your website.

Offer them something like free eBook or e-course or newsletter in the resource box. Don't write too long about yourself, they don't need it. What they want is **“What's the benefit for me?”**

The traffic from the article lasts forever. Your article will not be gone forever unless the article directory is suspended. If someone like your article, they will take it and put your article on their website, and you get more traffic from their visitors.

It's a long term traffic generation method, but it works great after quite a long time. The effect will multiply slowly.

Write a keyword-rich article, article that talking about your niche and put your keyword 3-4 times. Don't use it too much, it will be considered as spam.

Create articles everyday and consistently. Submit it to some article directory that you found.

Quality is more important than quantity. It's better to create 1 good quality article and submit it to 1 article directory than to create 1 poor quality article and submit it to 100 article directories.

But it will be better if you can create 1 good quality article and submit it to 100 article directories. Just don't waste your time too much on submitting article.

Here's the secret weapon for article marketer

Article Marketer – www.MagicOfWealth.com/articlemarketer

Using this service, your article will be submitted to hundreds of article directories automatically. There is people who reviewing your article, and they will send your article to every article directory.

Your article will be reviewed for consistency, spelling, grammar check, related category, and many more. So you can be sure that you will have a good quality article with a link to your site, published all over the internet.

There is some amount price to be paid, but it's worth it for the traffic.

Special Offer!! I've cooperate with Article Marketer owner that you will get a very special membership type if you sign up through my link:

[>> Join Article Marketer <<
>> www.MagicOfWealth.com/articlemarketer <<](http://www.MagicOfWealth.com/articlemarketer)

If you don't want to use Article Marketer service because you don't trust them, there is a tool that can automate your process on submitting article.

Article Post Robot – www.MagicOfWealth.com/articlepostrobot

This software will submit your article automatically to hundreds article directory one by one. You just need to type your article once, and click one button. After that, the cursor will move by itself and submitting your article to hundreds of article directory.

Take quite a long time if you submit it to hundreds of article directories. But you can be sure that your article is submitted. After all, you watched the process.

These secret weapon used by many famous internet marketers and you should give it a try.

[>> Click here to get Article Post Robot <<
>> www.MagicOfWealth.com/articlepostrobot <<](http://www.MagicOfWealth.com/articlepostrobot)

METHOD 4: VIDEO MARKETING

Have you ever watched YouTube? I believe that everyone in the world that has been using internet knows YouTube.

YouTube.com is the biggest video portal in the internet. Do you know that 1 interesting video watched by millions of internet users? If the video contains a link to a website, that website will get tons of traffic suddenly.

That's the strategy to generate traffic using video marketing. Create something interesting or funny to make a buzz in the community.

You can use software named **Camtasia** to record yourself on the camera. Or you can create a video tutorial using Camtasia also.

To get Camtasia, click here:

[>>> Click here to get Camtasia <<
>> http://www.MagicOfWealth.com/camtasia <<](http://www.MagicOfWealth.com/camtasia)

Beside YouTube.com, there are still many video directories. Try to search it using Google.

There is also a service that will submit your video to multiple video directories. You can get it here:

[>>> Click here to get Video Upload Pro <<
>> http://www.MagicOfWealth.com/videouploadpro <<](http://www.MagicOfWealth.com/videouploadpro)

METHOD 5: SOCIAL BOOKMARKING

Social bookmarking is not a new method anymore. Try to see digg.com or del.icio.us. You will see that people are telling everybody what's hot.

Become a member of these social bookmarking will enable you to broadcast a message to tell everybody what's hot today.

If you tell something interesting, they will curious and go to your website.

It's that easy.

Currently there are more than 50 social bookmarking now. It will take a long time if you want to shout it one by one. Here's the secret.

Go to www.OnlyWire.com

OnlyWire is a service to broadcast your message to multiple social bookmarking websites. It's free. Use it.

METHOD 6: JOINT VENTURE (JV)

Joint Venture is when you cooperate with another internet marketer to increase your list. You can ask your JV to broadcast your message to his list. And you offer him that you will do that for him too.

You can also offer him higher commission than normal affiliates. Don't expect too much sales from JV. The most important thing is to get more subscribers using his list. It's okay if you want to give your partner 90% commission.

JV is the fastest way to get traffict and it is targeted. That's why you need to build relationship with many internet marketers so you can help each other.

METHOD 7: FORUM SIGNATURE

If you go to any forum and post something, you can see that below each post, there is some space where you can write anything you want. Some people write about their motto, their feelings. How about us? Of course, internet marketer will write their offer to come to his website.

Put your signature in each post. Write something interesting so people will click your website on the signature.

If you actively contribute in the forum and give many informative posts, then you will be seen as an expert. You can build your credibility and some people will be interesting to visit your site.

METHOD 8: FREE GIVEAWAY RIGHTS EBOOK

Create an eBook or report with free giveaway rights. If you create an informative eBook, then people will pass away your eBook to another person.

Don't forget to put your link inside the eBook. You can also put your affiliate link inside

Once your eBook is broadcasted everywhere, you will get unlimited traffic forever. People will keep giving away your eBook and your traffic will grow exponentially each time.

I use powerful software to convert Doc file to PDF. You can get it here:

[>> Click here to get PDF creator software <<](#)
[>> www.MagicOfWealth.com/mypdfcreator <<](http://www.MagicOfWealth.com/mypdfcreator)

METHOD 9: SOCIAL NETWORKING

In the past 2 years until now, social networking sites has growing bigger and bigger. Today, almost everyone have an account at MySpace.com or Friendster.com.

Social networking sites could become great tools to generate free traffic. Just create an account on many social networking sites, and add as many friends as you can.

You can also use Squidoo.com to promote your product. Try to register for free and create a lens about your topic. Don't forget to promote your

product there.

METHOD 10: VIRAL MARKETING (TELL-A-FRIEND SCRIPT)

This is the ultimate method to grow your list in a short time. Tell-a-friend script is a script that allows people to invite their friends to your site.

You can offer them something valuable and special if only they invite 5 friends to your site. Using this strategy, you can multiply your subscribers 5 times when you give broadcast the form.

Many tell-a-friend script is free. I use a free powerful script for my special offer, you can get it here;

[>> Click here to get Free Tell-A-Friend Script <<](#)
[>> www.MagicOfWealth.com/viralscript <<](http://www.MagicOfWealth.com/viralscript)

These are only the tips of iceberg. There are hundreds way to generate traffic. You don't need to do it all. Just choose some of them that you like, and then keep doing it aggressively and consistently. Do it every day, every time you can.

Building traffic is a tough work for the first time. But if you're not giving up and keep doing it consistently, your traffic will grow every day.

VERY RECOMMENDED RESOURCE

** SECRET AFFILIATE WEAPON **

This **complete money-making system** will take you from a complete beginner to **making huge cash online from scratch!** For 8 long years, Ewen Chia has been **the top earning super affiliate** on the internet - in the MOST competitive market online! Stick with him and he'll prove it.

This is the first resource where I learn affiliate marketing from. He simply is **the best talented teacher** for you to start making money online. This what you will get from Secret Affiliate Weapon:

- All His **Secret Affiliate Marketing Tips, Tactics And Tricks** So I Can Make Massive Cash From Other People's Products **Quickly And Easily**
- Get **Private Access** Into The Member's Only Mega Profits Program Where you'll Make **Tons Of Automatic Commissions On 3 Levels** Instantly
- How To Promote Affiliate Program For Quick Profits. "**Quick-Start Affiliate Profits**" is an exclusive training manual revealing the **quickest and easiest ways to promote any affiliate program** you want for quick profits...even if you're **new** to this.

And here's what people say about Secret Affiliate Weapon...

*Ewen, your membership has been responsible for me making **over \$10,000** income in only a matter of months.*

*All I did was to follow just some of your secret techniques and I achieved this from scratch...When I started I had **no product, no website and no opt-in list** - now that's impressive!*

Thanks Ewen.

- David Gale

www.web-audio-secrets.com

[>> Click here to join Secret Affiliate Weapon Membership <<](#)
[www.MagicOfWealth.com/secretaff <<](http://www.MagicOfWealth.com/secretaff)

LAST WORDS...

You have read from step 1 and understand the basic foundation to reach your affiliate marketing success.

Many people read too many information and guide, so they got information overload syndrome. It's make you confused of what to do with all the resources. Keep following the proven system I have taught you and keep focusing.

Sometimes it's hard to manage your time if you still a full time worker in another company. But it's not impossible to manage your schedule wisely. Commit to yourself that you will do your job in internet marketing a hour a day effectively, and that'll be enough.

I sincerely hope you've found this special report to invaluable and extremely useful to your affiliate marketing journey. If you want to take it even further, keep following my newsletter because I will keep inform you new updates on the internet marketing world and many useful resources including many tips and tricks to earn money online.



To Your Success,

Ronald Kang